




WebQuest
Fossil Fools



TITLE OF THE WEBQUEST:	Fossil Fools
WEBQUEST LEVEL	Introductory Level
INTRODUCTION	
<p>Fossil fuels have formed underground from the remains of dead plants and animals across the Geological Ages. Over millions of years, organic matter transforms into substances that contain a lot of energy; this happens because once its original form is altered, it turns into solid material (coal), liquid (oil) or gas (methane), which can burn very well. These are the so-called fossil fuels.</p> <p>Fossil fuels represent today our main source of energy. They are used both directly, like coal and gas, and after being refined, like oil. As a result, we still depend a lot on this type of fuel. Fossil energies are defined as non-renewable.</p> <p>Unfortunately, burning fossil fuels is harmful to the environment, because they release chemicals that damage the earth's atmosphere. This leads to pollution and contributes to global warming, which in turn increase the natural "greenhouse effect".</p> <p>But what can you do to reduce fossil fuel usage? The answer is to switch to renewable energy sources such as wind, water and solar energy, which reduce air pollution and greenhouse gases, thus protecting our planet.</p>	
TASKS	
<p>You have found out the impacts that fossil fuels have on global warming and now you want to contribute to the reduction of the greenhouse effect. How? By using and promoting renewable energy, you would make a difference, no matter how little you can. And don't forget: "You are not too small to make the difference!" So, where do we start?</p> <p>First, it is important to gather information on how small changes can be made to reduce our carbon footprint. In order to spread the necessary information to protect our planet, you will need to make an advertisement. It will be used to raise awareness among teachers and students in your school and their families.</p> <p>Now you just must follow the next steps.</p> <p>In this WebQuest you will be guided through a series of activities that will help you and your classmates learn all about it. You will complete the activities in small groups of 3-4 people. At the end of the ice-breaking phase, you can move on to the planning stage. The best work will be selected and win. Good luck!</p>	



PROCESS

Step 1: Collect facts, pictures and data

First, think about all the interesting information, images, and facts you want to include in your advertisement.

To find out **what fossil fuels are**, click on the following links:

WHAT ARE FOSSIL FUELS?

https://kids.kiddle.co/Fossil_fuel

<https://www.youtube.com/watch?v=moacNFWRoOs>

<https://www.focus.it/temi/combustibili-fossili>

To find out the **negative impact of fossil fuels**, click on the following links:

<https://www.informazioneambiente.it/combustibili-fossili-impatto-ambientale/>

To find out how to reduce **fossil fuel use and why it matters**, click on the following links:

Renewable energy: <https://www.alliantenergykids.com/RenewableEnergy>

9 + 1 THINGS YOU NEED TO KNOW ABOUT RENEWABLE ENERGIES:

<https://www.focusjunior.it/scienza/ecologia/energie-alternative/10-cose-che-devi-sapere-sulle-energie-rinnovabili/>

RENEWABLE AND NON-RENEWABLE ENERGIES:

<https://www.youtube.com/watch?v=PegyWSmLEf0>


ENERGY SAVING AND ECOLOGY:

<https://www.youtube.com/watch?v=fFDxfikcZJI>

Step 2: From Fossil Fools to smart energies

It is important to understand what the possible solutions to environment protection are, by reducing the use of non-renewable energy.

Here are some ideas to help you:



- Ride a bicycle, take public transport or bike sharing
- Choose products that are plastic-free
- Don't forget to recycle or reuse packaging materials
- Buy organic fruit and vegetables
- Buy shampoo and soap made with natural ingredients.
- Buy local products. This reduces the consumption of fuels used for transport.

For more information on **how to use less fossil fuels**, click on the following links:

Reduce our dependence on fossil fuels:

<https://blog.arcadia.com/top-20-ways-can-reduce-reliance-fossil-fuels/>

Step 3: Design Time

Now that you know all about fossil fuels and how harmful they can be to the environment, it's time to start planning your work. Undoubtedly your advertisement will be persuasive and interesting, and this is because you know it could help reduce fossil fuel usage.

EVALUATION

At the end of this WebQuest, you can use these questions to find out how you carried out this task and your level of satisfaction:

- What did you learn from this activity? Can you mention 3 things?

.....
.....

- Why is it important to reduce our use of fossil fuels?


.....
.....
.....

- Was it a real teamwork, everyone doing their part, or was the workload for each of you uneven?

.....
.....

- In your opinion, what is the most important thing you have learnt that you could tell a friend or family member?

.....
.....






CONCLUSION

Congratulations! You and your classmates have discovered the right way to protect the environment and raised awareness within the school community. Now don't be a fossil fool!

You have learned that every little thing makes a difference and that you are saving Earth.

Don't forget:

"YOU ARE THE SMART RESOURCE FOR THE FUTURE OF THE PLANET"





GRETA

Challenge-based Learning in Primary Schools for Climate Change Awareness



Istituto Comprensivo "Don Milani" di Lanciano



Co-funded by the
Erasmus+ Programme
of the European Union

"The European Commission's support for the production of this publication does not constitute an endorsement of the contents, which reflect the views only of the authors, and the Commission cannot be held responsible for any use which may be made of the information contained therein."

Project Number: 2020-1-EL01-KA201-078808

